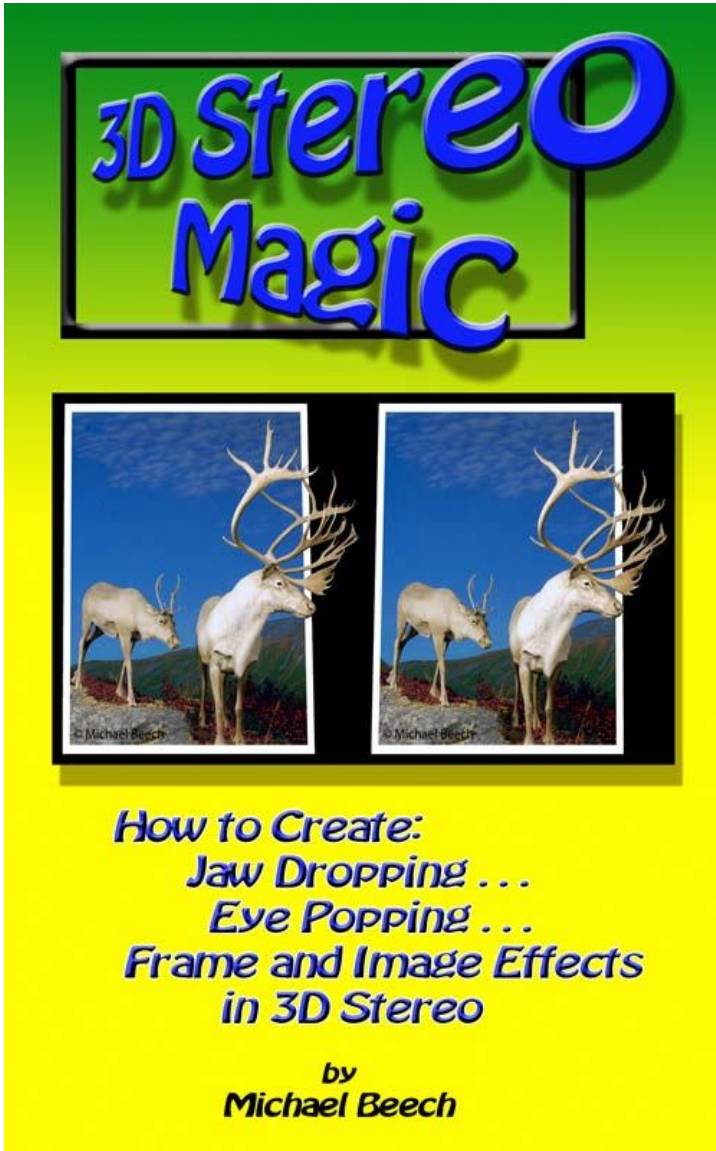


# Addendum to:



# Supplementary Images for



How to Make Magic Frames  
And  
Stereo “Power Windows”

by  
Michael Beech

# 3D Stereo Magic

## PUBLISHING HISTORY

Electronic Issue, PDF Format Edition published March, 2008

Print Edition published May, 2008

PDF Format Download Version published October, 2008

Published by Michael Beech  
Arvada, Colorado

All rights reserved  
Copyright 2008 by Michael Beech

No part of this book may be reproduced or transmitted in any form or by any means, electronic or mechanical, including photocopying, recording, or by any information storage or retrieval system, without the written permission of the publisher, except where permitted by law.

For information address:  
8603 W. 84<sup>th</sup> Circle  
Arvada, CO 80005  
USA

PhotosN3D@aol.com

ISBN 978-0-9817741-0-7  
(Print Version)

Manufactured in the United States of America

# **Addendum**

## **Supplementary Images for 3D Stereo Magic**

### **Images Only**

The following pages contain the color supplementary images – cross view, parallel, and anaglyph – for the 3D Stereo Magic book.

**Appendix A -- Cross-View Images**

**Appendix B -- Anaglyph Images**

**Appendix C -- Parallel Views**

**Appendix D -- Figures for Chapter 10**

**Appendix E -- Figures for Chapter 11**

**Appendix F -- Miscellaneous Figures**

# Appendix A

## Cross-view Images





Peccary (valina)



Peccary (valina)










**Gold Miner**




**Gold Miner**













# Appendix B

## Anaglyph Images





Peccary (valina)



© Michael Beech





**Dream  
Machine**












© Michael Beech















© Michael Beech



# Appendix C

## Parallel Views





© Michael Beech



© Michael Beech



Peccary (Tupia)

© Michael Beech



Peccary (Tupia)


© Michael Beech



© Michael Beech



© Michael Beech







**Gold Miner**



**Gold Miner**



© Michael Beech



© Michael Beech





© Michael Beech



© Michael Beech





© Michael Beech



© Michael Beech





© Michael Beech



© Michael Beech



**Pronghorn**

© Michael Beech



**Pronghorn**

© Michael Beech



© Michael Beech



© Michael Beech



© Michael Beech



© Michael Beech







# Appendix D

## Figures for Chapter 10




Fig. 1




Fig. 2




Fig. 3




Fig. 4




Fig. 5



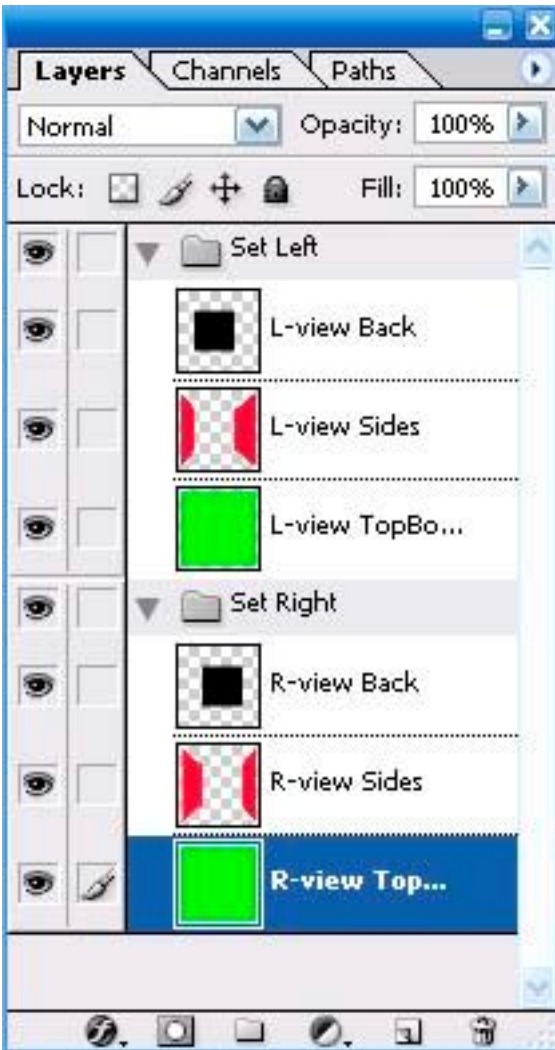





Fig. 6




**Fig. 7, Parallel**




**Fig. 7, Cross-View**




**Fig. 8, Anaglyph**




**Fig. 8, Parallel**




**Fig. 8, Cross-View**



**Fig. 9, Anaglyph**




**Fig. 9, Parallel**



**Fig. 9, Cross-View**



**Fig. 10, Parallel**



**Fig. 11, Parallel**




Fig. 12



Fig. 13

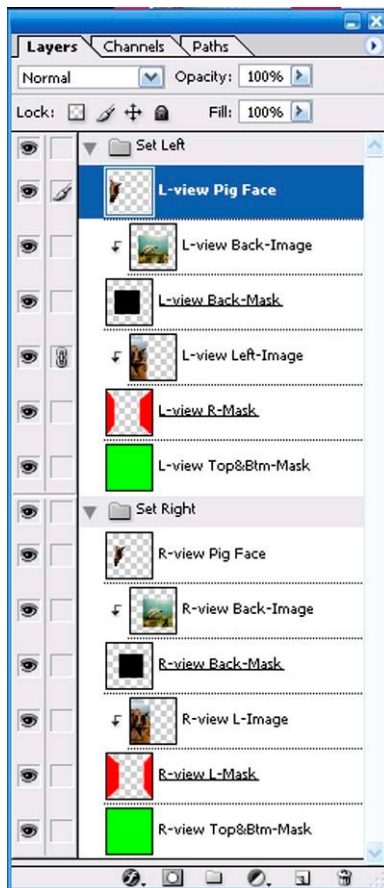


Fig. 14




**Fig. 15, Anaglyph**





**Fig. 15, Parallel**



**Fig. 15, Cross-View**

# Appendix E

## Figures for Chapter 11



POWER  
WINDOWS

Fig. 1



POWER  
WINDOWS

Fig. 2



Fig. 3



Fig. 4



Fig. 5



Fig. 6



Fig. 7



Fig. 8, Parallel




Fig. 8, Cross-View



Fig. 8, Anaglyph

# Appendix F

## Miscellaneous Figures

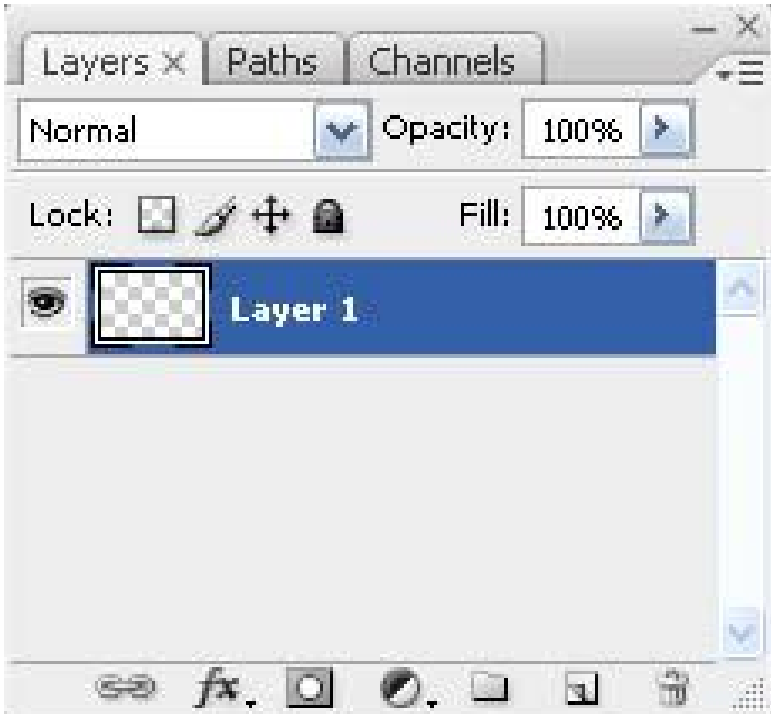
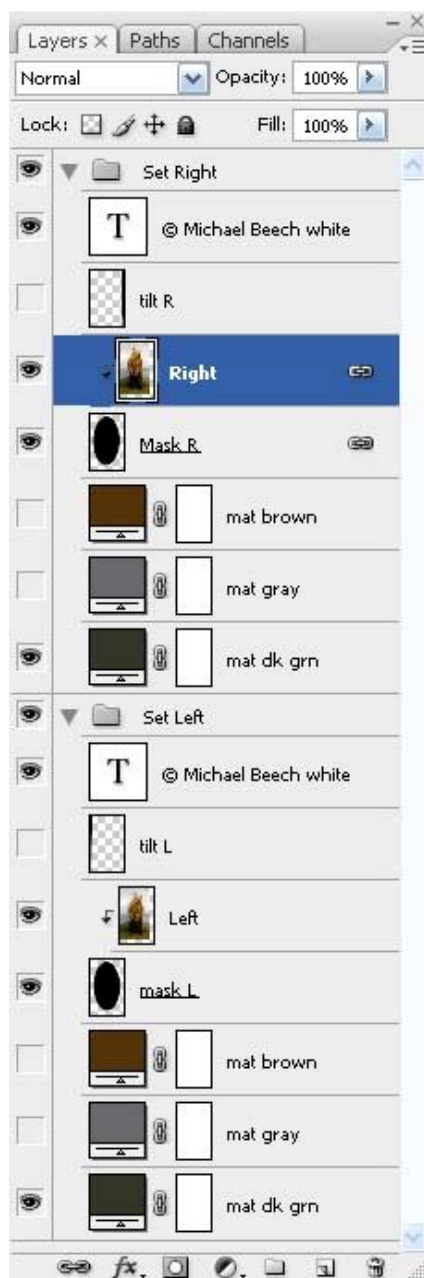


Fig. 2-1, Layers Palette



© Michael Beech

**Fig. 3-1, Bear**



**Fig. 3-2, Layers Palette**





**Fig. 5-1, Layers Palette, Mask**

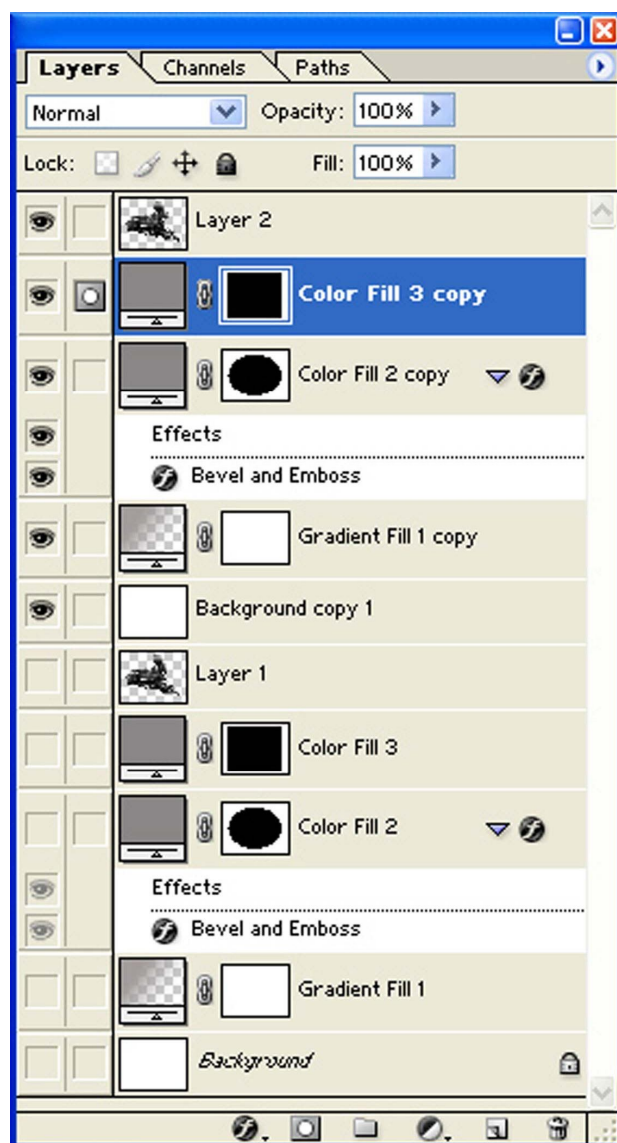


Fig. 7-1, Eng. 191 Layers Palette