

Digital 3D Stereo Guide



*How to Create Exciting and
Perfect 3D Stereos*

*by
Michael Beech*

**Supplementary
Images ONLY**

for

***Digital
3D Stereo
Guide***

By

Michael Beech

Digital 3D Stereo Guide Supplementary Images

PUBLISHING HISTORY

PDF Download edition published June, 2009

Published by Michael Beech
Arvada, Colorado

All rights reserved
Copyright 2009 by Michael Beech

No part of this book may be reproduced or transmitted in any form or by any means, electronic or mechanical, including photocopying, recording, or by any information storage or retrieval system, without the written permission of the publisher, except where permitted by law.

For information address:

8603 W. 84th Circle
Arvada, CO 80005
USA

PhotosN3D@aol.com

Manufactured in the United States of America

Digital 3D Stereo Guide Images Only

The following pages contain ONLY the color supplementary images – cross view, parallel, and anaglyph – for the Digital 3D Stereo Guide book.

Appendix A – Cross-View Images

Appendix B – Anaglyph Images

Appendix C – Parallel Views

Appendix D – Figures

Appendix E – Chapters 2 & 3 Anaglyphs

Appendix A – Cross-Views



Wagon Bones



Gold Miner



Black Rhino



Hole in the Wall



Titanic, With Window Violation



Titanic, No Window Violation



Skull



Frame Manipulation to Avoid Window Violation




Digital LIAC, Cropped Stereo, Nikon D200



Cover Image, Gold Mine Head Frame

Appendix B – Anaglyphs



Wagon Bones



Gold Miner

Gold Miner



Black Rhino




Hole in the Wall



Titanic, With Window Violation



Titanic, No Window Violation



Skull



© Michael Beech

Frame Manipulation to Avoid Window Violation



Digital LIAC, Cropped Stereo, Nikon D200



Cover Image, Gold Mine Head Frame

Appendix C – Parallel Stereograms



Wagon Bones



Gold Miner

Gold Miner

Gold Miner



Black Rhino



Hole in the Wall



Titanic, With Window Violation



Titanic, No Window Violation



Peccary (Javelina)



Peccary (Javelina)

Skull



Frame Manipulation to Avoid Window Violation



Digital LIAC, Cropped Stereo, Nikon D200




Digital LIAC, Un-Cropped Original



Cover Image, Gold Mine Head Frame

Appendix D– Figures




Home Made Slide-Bar



Rhino, Mirror View



Sancho Panza. Right Image is Upper



Golden Eagle. One Image is Rotated



Pivot Point Aligned



Rotation Corected



Image Ready to Crop




Rio Grande Southern Engine 20, 4-6-0.
Narrow gauge. Colorado Railroad Museum




Rio Grande Southern Engine 20, 4-6-0.
Narrow gauge. Colorado Railroad Museum


Stereogram Completed




Aluminum Slide-Bar




Short Wooden Slide-Bar



40mm Slide-Bar




End Detail



Detail of Underside of Slide



Twin 35mm, 8cm Stereo Base



Opened to 20cm Stereo Base



Loreo LIAC (Lens in a Cap)




Thumbscrew




Larry Heyda and 3D Advantage V1000


Appendix E – Chapters 2 & 3 Anaglyphs



Pump, Axle Superimposed



Pump, Rotation Aligned (Still has WV)



Pump, Window Adjusted (WV Removed)